SWITCH CIRCUIT		MATERIAL AND FINISH AS BELOW					
WHEN CARD IS EJECTED	WHEN CARD IS INSERTED	A	Housing	LCP UL94V-0 Black	E		
		B	Cover	LCP UL94V-0 Black	F		
		C	Contact	Phosphor Bronze C5191,Gold Flash Over Nickel Solder Tail: Tin Plating	G		
					H		

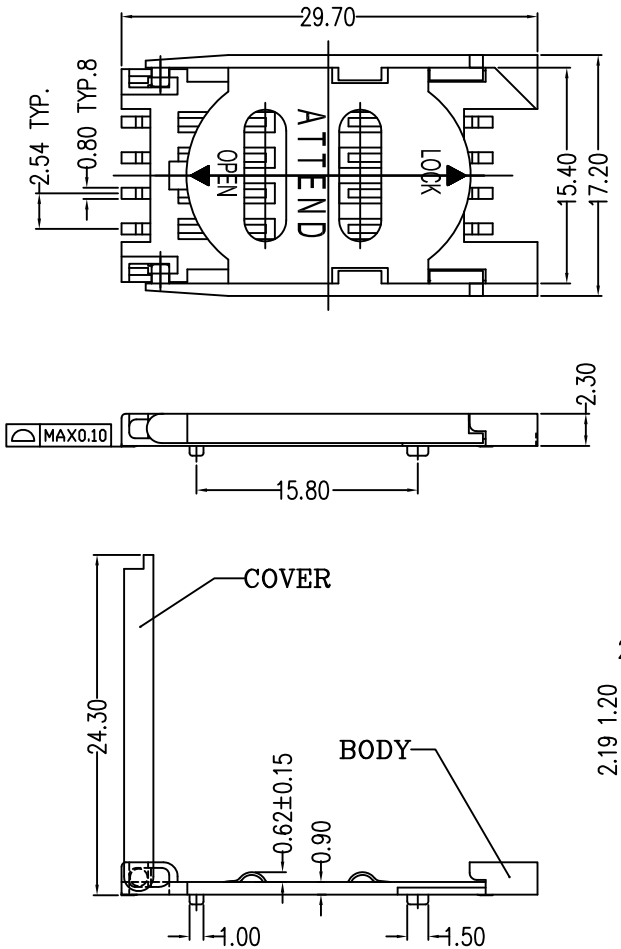

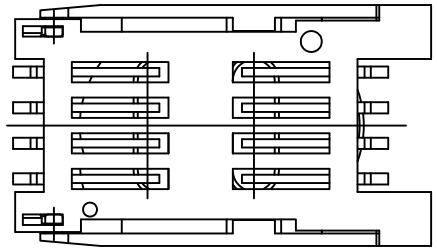

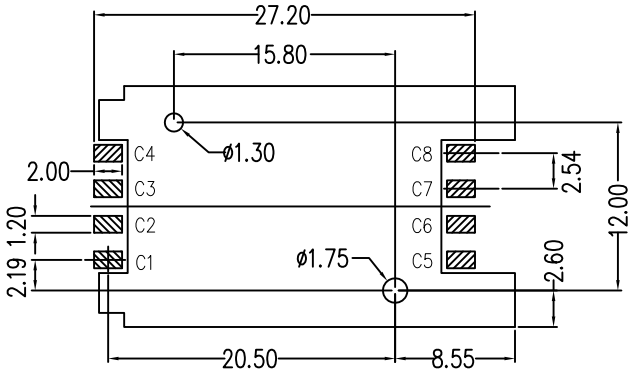

RECOMMEND P.C.B. LAYOUT TOP VIEW

SPECIFICATION:

1. ELECTRICAL
1.1 Current Rating: 0.5A per pin
1.2 Voltage Rating: 30V AC/DC
1.3 Contact Resistance: 30mΩ
1.4 Insulation Resistance: 1000MΩ
1.5 Dielectric Withstanding Voltage: 500VAC

2. MECHANICAL
2.1 Durability: 5000 Cycle

3. ENVIRONMENTAL
3.1 Operating temperature range: -40℃~+85℃
3.2 Storage temperature range: -40℃~+85℃

4. SOLDER ABILITY
4.1 Recommended IR Reflow Temperature: 260℃ 10Sec

All materials are RoHS compliance

VCC	RST	CLK	GND	VPP	I/O						
C1	C2	C3	C5	C6	C7						

PIN ASSIGNMENT

115B-BAA0-R01	SIM Card 8Pin Socket Hinge Type, Gold Flash,With Peg
PRODUCT NO.	DESCRIPTION

REV.	DESCRIPTION	DATE	REV.	DESCRIPTION	DATE

UNLESS OTHERWISE SPECIFIED TOLERANCE		
ANGLES	ANG.	±5°
LINEAR	0.	±0.3
	0.0	±0.25
	0.00	±0.20
SCALE	AS SHOWED	UNIT: mm
DRAWN	Willis	2013/09/06
CHECKED	Angel	2013/09/06
APPROVED	Ken	2013/09/06

ATTEND
www.attend.com.tw

DRAWN NAME: SIM Card Socket Hinge Type

PRODUCT NO.	115B-BAA0-R01
FILE NAME	115B-BAA0-R01_B_1

SIZE A4 REV. 1.0

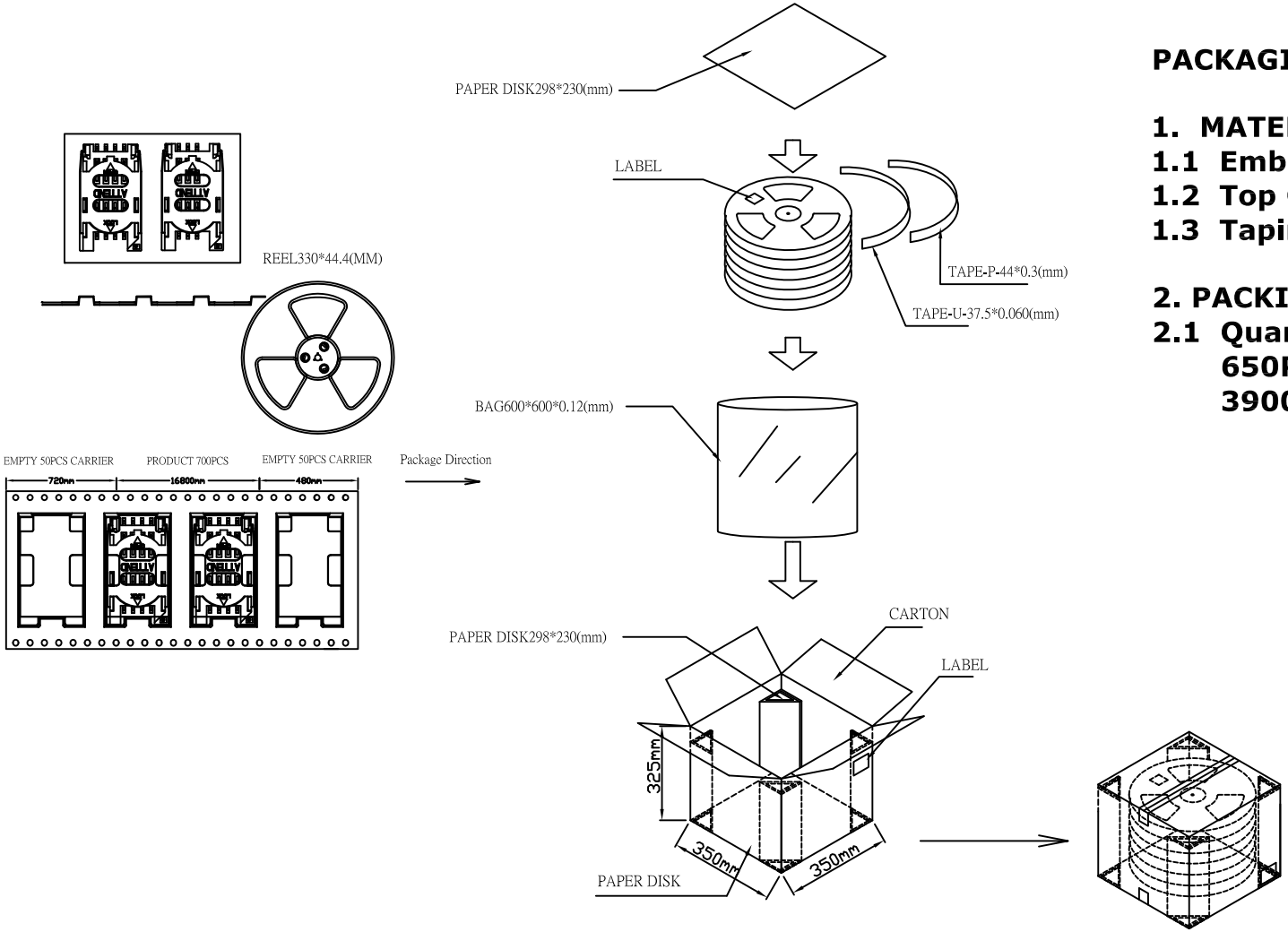

PACKAGING SPECIFICATION:

1. MATERIAL

1.1 Embossed Carrier Tape: PS Black
1.2 Top Cover Tape: PET
1.3 Taping Reel: Plastic

2. PACKING

2.1 Quantity:
650Piece/Reel
3900Piece/6Reel/Carton

REV.	DESCRIPTION	DATE	REV.	DESCRIPTION	DATE
3	Revise:				
2	Revise:				
1	Revise:				

UNLESS OTHERWISE SPECIFIED TOLERANCE

ANGLES	ANG.	±5°
LINEAR	0.	±0.3
	0.0	±0.25
	0.00	±0.20
SCALE	AS SHOWED	UNIT: mm
DRAWN	Willis	2013/09/06
CHECKED	Angel	2013/09/06
APPROVED	Ken	2013/09/06

SIZE A4 REV. 1.0

ATTEND
www.attend.com.tw

DRAWN NAME: SIM Card Socket Hinge Type

PRODUCT NO. 115B-XXXX-R01

FILE NAME 115B-XXXX-R01_D_1