SRPASSIVES

| | |
|---|---|
| 1 Electrical specifications | |
| 1.1 Total Resistance | 1KΩ~500KΩ ±20% |
| 1.2 Resistance taper | A、B |
| 1.3 Voltage proof | 1 Minute At 500V AC |
| 1.4 Rotational noise | Less than 100mV |
| 1.5 Tracking error | 0~－40dB ±3dB |
| 1.6 Rated wattage | Curve B:0.125W Other than B：0.063W |
| 1.7 Max operating voltage | Curve B:200V AC Other curve B：150V AC |
| 1.8 Residual resistance | R1,2＜5Ω; R2,3＜10Ω |
| 1.9 Insulation resistance | ≥100MΩ at DC500V |
| 1.10Operating Temperature | -10～60℃ |
| 2 Mechanical specifications | |
| 2.1 Drawing | See the attachment |
| 2.2 Total rotation angle | 300±5° |
| 2.3 Rotation Torque | 2~20mN.m（20~200gf.cm） |
| 2.4 Shaft stop strength | ＞6Kgf.cm |
| 2.5 Push pull strength | 60N |
| 2.6 Switch Rotational Angle | / |
| 2.7 Switch Contant Resistance | / |
| 2.8 Rotary life | 10,000cycle |

SRPASSIVES

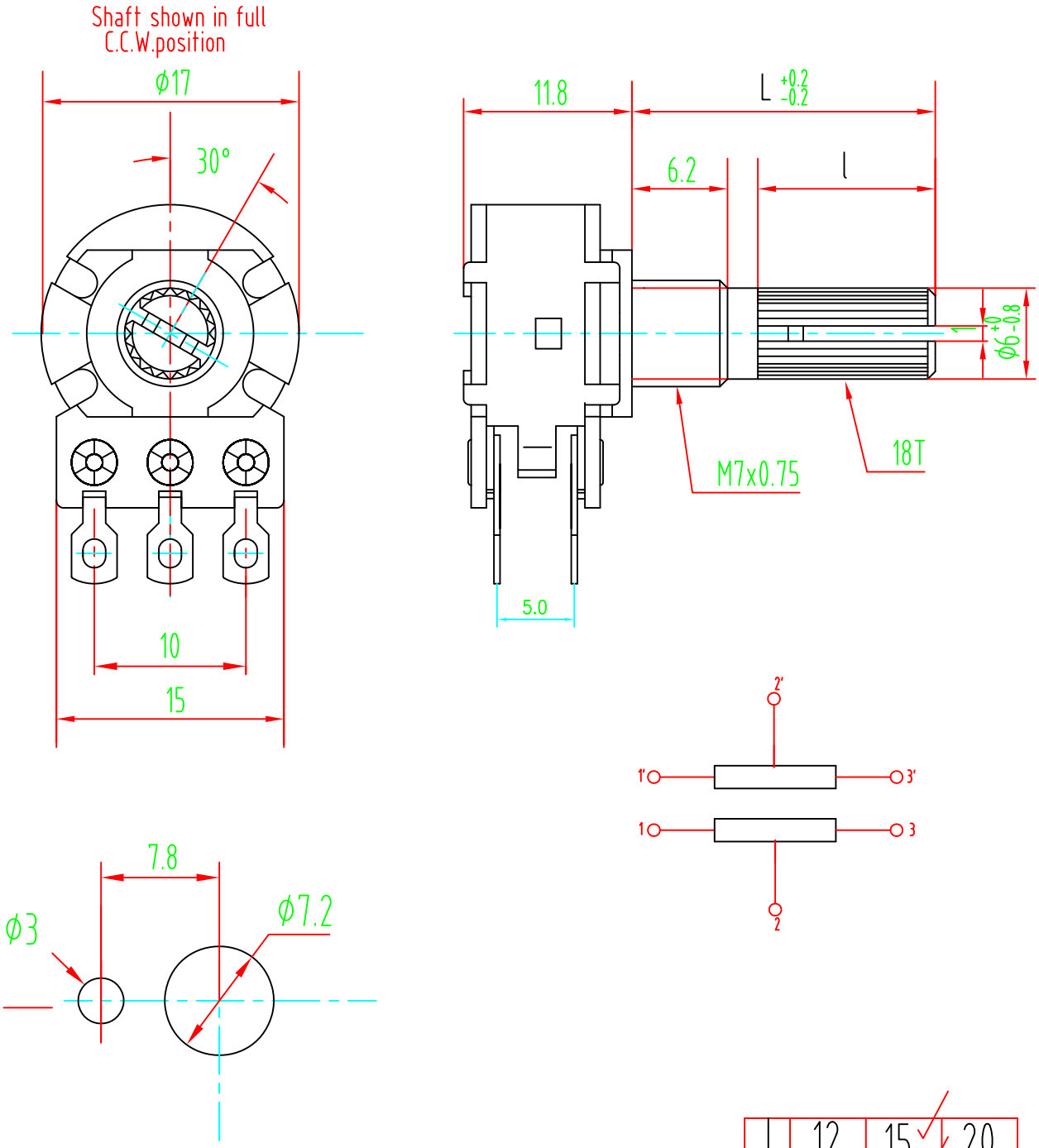


| | | | |
|---|---|---|---|
| L | 12 | 15 ✓ | 20 |
| l | 4.5 | 7 ✓ | 12 |

| | | | | | | | |
|---|---|---|---|---|---|---|---|
| 2 | | | | 5 | | | |
| 1 | | | | 4 | | | |
| | DATE | REVISION | APPROVED | 3 | | | |

| | | | |
|---|---|---|---|
| | | | MODER: DRAWING NO: |
| DWN | DHKD | APPD | |

# Resistance taper 電阻規律曲綫類型

Pattern of resistance curve

TAPERS (A) SERIES

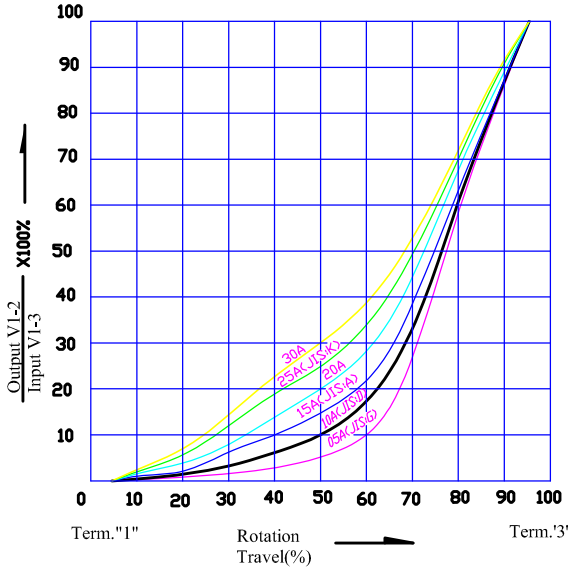


TAPERS (A) WITH 50% TAP

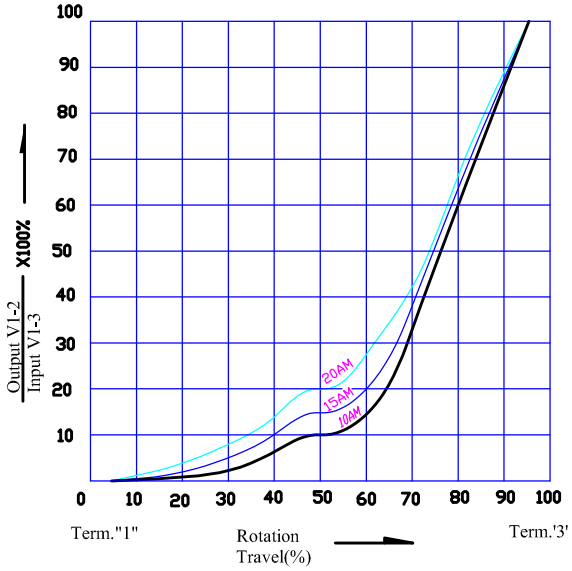


TAPERS (B) SERIES

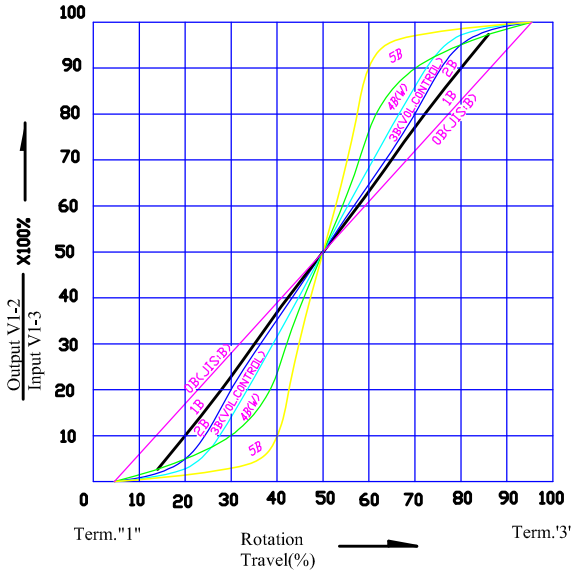


TAPERS (B) WITH 50% TAP

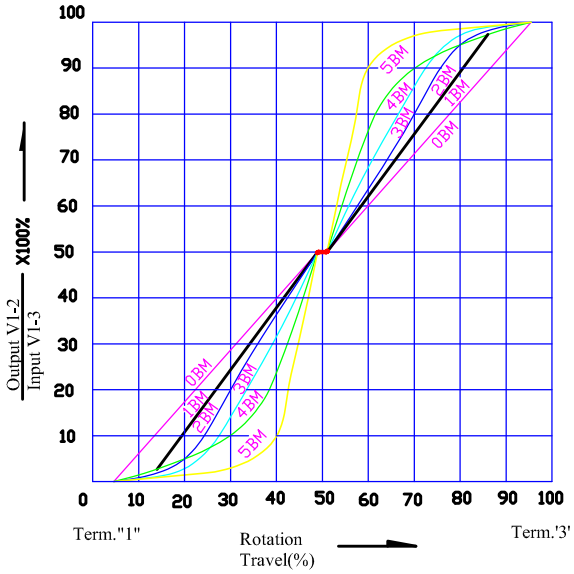


TAPERS (C) SERIES

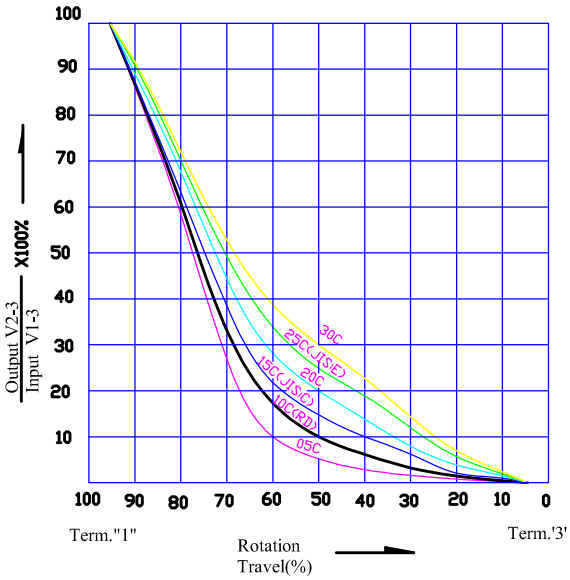

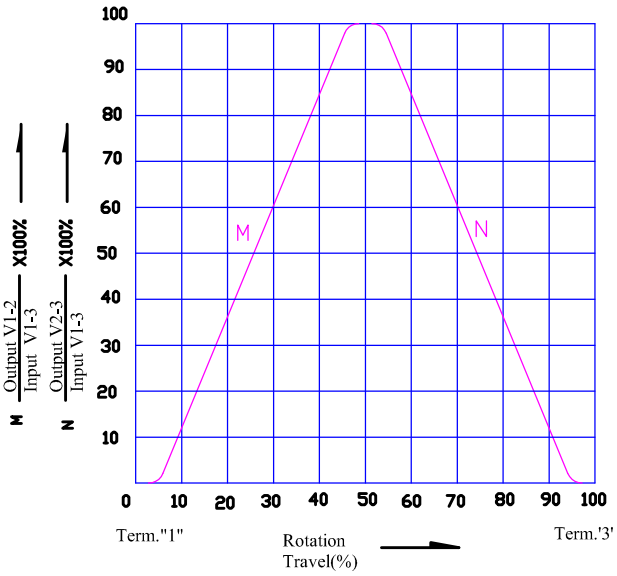
TAPERS (M) & (N)